



## Lead Design Styles




1

Tudor Or Diamonds




2

Prince Regent




3

Half Lead Pillar



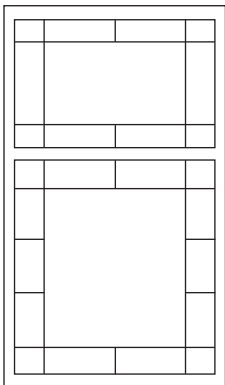
4

Half Lead Pillars



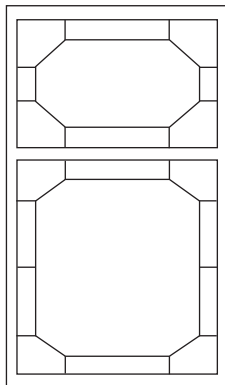
5

Star Pillar



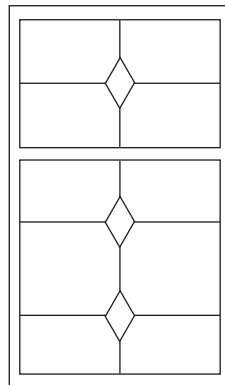
6

Square Borders



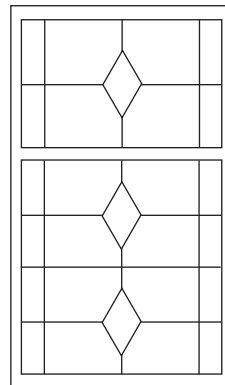
7

Regency




8

Queen Ann




9

Queen Ann With Border




10

Diamond Borders




11

Gothic




12

Double Gothic




13

Square Double Gothic



14

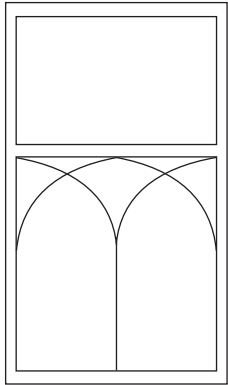
Oxford Borders



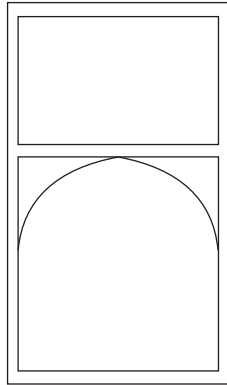
15

Elizabethan Or Squares


## Lead Design Styles



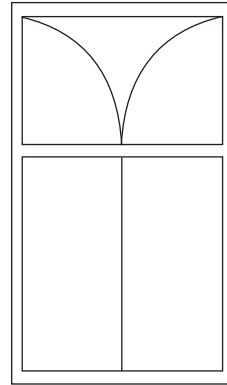
**16**  
DG Arch




**17**  
Gothic Arch



**18**  
Double Gothic Arch



**19**  
Half Gothic Arch



**20**  
Georgian Squares

## OPTIONS



Lead Size 9mm - 4mm  
Antique Lead  
Gold Lead  
Solder Joints  
Colour Work  
Bespoke Design Work

### Completed A Design?

Once you have completed your design, complete the boxes below and fax your design to **01268 514391**.

Your Name

Telephone Number

Email Address

Street Address




## DESIGN your own

Fancy creating your own design? Draw your design in the area to the right and we'll provide a quotation on the production and installation of your custom window design.

If you cannot fax this across to us then feel free to post it to;

**Unit 12-14 Charfleets Farm Way,  
Charfleets Industrial Estate, Canvey  
Island, Essex, SS8 0PA**